

Dati tecnici

Technical features

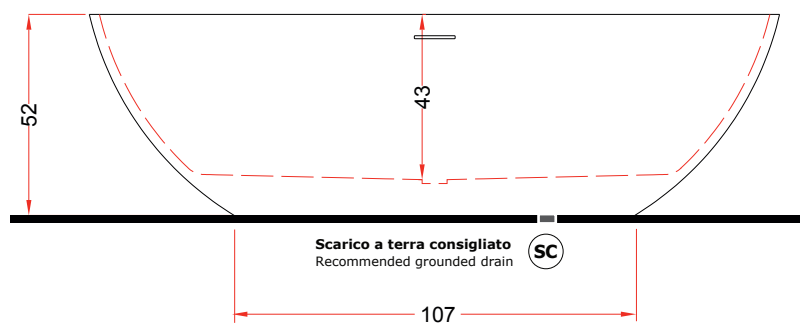
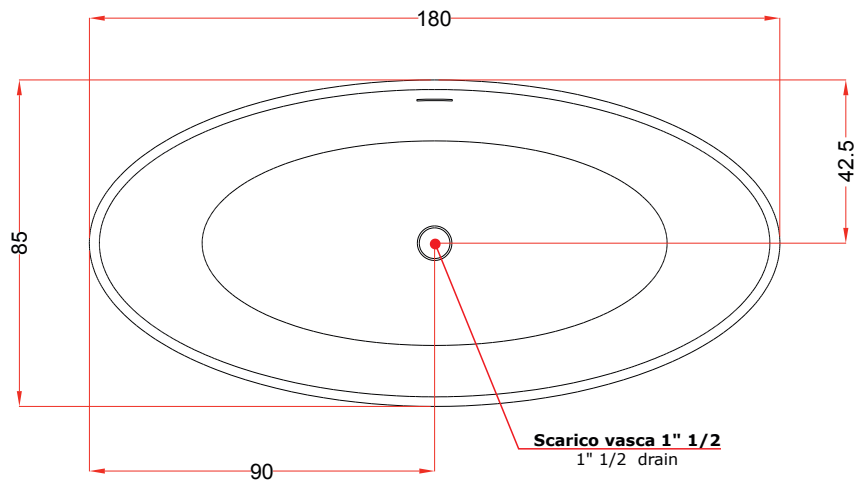
Max contenuto d'acqua Max water capacity	306 l
Peso a vuoto Dry weight	150 kg

Dati dimensionali

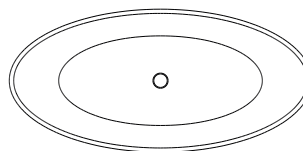
Dimensional features

Volume d'imballo Packaging volume	1.3 m³
Peso spedizione Shipping weight	200 kg

Disegno tecnico / Technical drawing

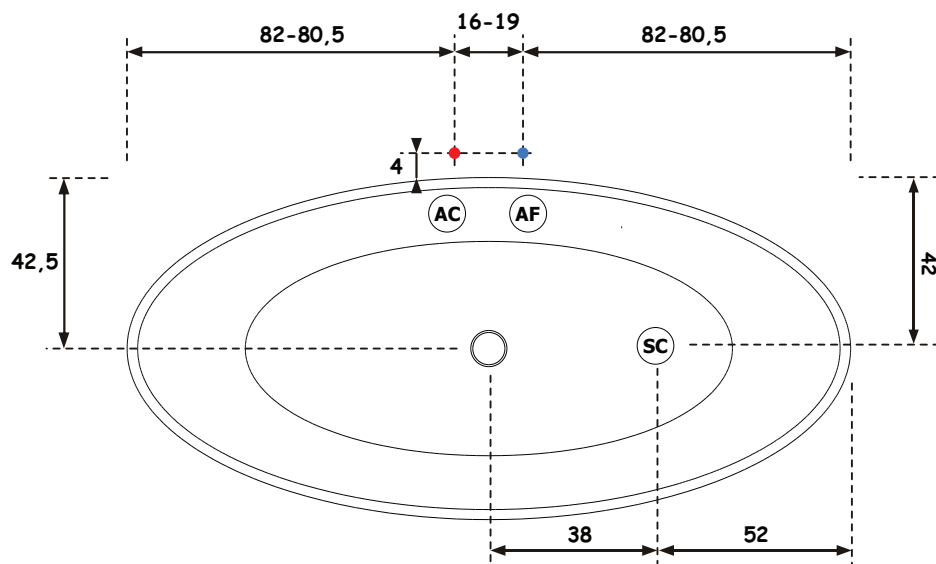


Installazioni disponibili / Installations allowed



CENTRO STANZA

Installazione idraulica - Rubinetteria vasca / Hydraulic installation - Bathtub taps



Allaccio acqua calda nel caso di vasca provvista di rubinetteria **(AC)** Hot water connection should the bathtub be fitted with taps

Allaccio acqua fredda nel caso di vasca provvista di rubinetteria **(AF)** Cold water connection should the bathtub be fitted with taps

Scarico a terra consigliato **(SC)** Recommended grounded drain

VISTA DA SOTTO - posizione piedini

